Still Life

Beyond fruit bowls and flowers

Betsy Wilson

ERICAN
URALIST
VOL. 5
-DEC. 1871

Wikipedia

A **still life** is a work of art depicting mostly inanimate subject matter, typically commonplace objects which are either natural (food, flowers, dead animals, plants, rocks, shells, etc.) or man-made (drinking glasses, books, vases, jewelry, coins, pipes, etc.).

The origins of Still Lifes

The term “still life” is derived from the Dutch word *stilleven, or “living still”*

The French, whose term for it was “nature morte” literally meant “Dead Nature”

Jan Brueghel the Elder

Bouquet

(1599)

Paul Cezanne

Jug, Curtain and Fruit Bowl

1894

Vincent van Gogh

Sunflowers

1888

Simply put, studies in composition and lighting

Types of Still Life

- Found still life
- Created Still Life
- Natural
- Man-made

Found Still Life

natural

Found Still Life

Man made

Created Still Life

It is a fantastic way to learn about color, light and composition in a controlled environment


SELECTED
ESSAYS
MONTAIGNE
CLASSICS CLUB
POEMS
OF
CLOUGH
THE
HISTORY
OF
HERODOTUS
G. C. MACAULAY
VOL. I

Found, Created, and something in-between

Find something that interests you, and re-arrange the elements

A great way to capture stunning still life photos is to shoot close-ups. This works particularly well with flower photography and nature photography

Composition

- Shape and Color
- Placement of objects - triangles
- Odd numbers
- Angle of view
- Flat-lay style

Shape and color

Diagonal Lines

Negative space



Odd numbers

Flat-lay composition





Subject Matter - Beyond Fruit and Flowers



Scanning



Canon
Canoscan
8600

A bit more history……

Symbols in Still Life paintings and what they mean

Fruit bowl with flowers

by Jan Davidsz de Heem,

early 17th century

Vanitas - 'emptiness', 'futility', or 'worthlessness'

Evert Collier, 1663

Lighting



WorkShop

DROP FORGED
MADE IN U.S.A.
10 IN LARC-O-MATIC

Inspiration

DAK

ULTRASONIC
28mm
AF-DRIVE
ISO



New Jersey
WW 1
New Jersey

Get creative



Character

A few pointers….

- Keep it Simple
- Create a pleasing Composition
- Choose your perspective, vary your angle
- Find a suitable background
- Control your lighting
- Slow down and take your time
- Attention to detail. Make minor adjustments - again and again
- Post-processing creativity

Thank you!

www.LetsCaptureTheMoment.com

bwilson1773@gmail.com

Links to more related information from Betsy and Jim Wilson's website: LetsCaptureTheMoment.com

- Still Life http://www.letscapturethemoment.com/photo-fun/still-life/
- Scanography http://www.letscapturethemoment.com/photo-fun/scanography/
- Airplane and Truck Graveyard http://www.letscapturethemoment.com/day-trips/pine-barrens/airplane-and-truck-graveyard/

Links to other photographers mentioned in the presentation:

- Mike Moats, Macro Photography https://www.tinylandscapes.com/
- Harold Ross, Photographic Painting with Light https://haroldrossfineart.wordpress.com/
- Richard Lewis, Fine Art Landscape Photography (Airplane Graveyard) https://richardlewisphotography.com/